

# What is covered under our Energy Savings Agreement

## Heating Service Check

1. Check thermostat
2. Check pilot assembly or sequencers
3. Vacuum clean burners and controls
4. Adjust burner for efficiency if needed
5. Lubricate all moving parts if accessible
6. Check belt and adjust tension
7. Check Filters
8. Check flue pipe
9. Check Safety Controls
10. Check pressure regulator
11. Inspect heat exchanger or heat strips
12. Check all electrical and gas connections
13. Set blower at proper speed for heating
14. Turn exposed dampers to heating position as marked (no balancing)
15. Check total performance and operating efficiency of heating system and components.

## Cooling Service Check

1. Install gauges and check operating pressures
2. Check voltage and amperage to all motors with meter
3. Check air temperature drop across evaporator
4. Check air temperature drop across condenser
5. Rinse condenser coil
6. Check for proper refrigerant charge
7. Lubricate all moving parts if accessible
8. Visually inspect ductwork
9. Check filters
10. Check pressure switch cut-out settings
11. Check electrical lock out circuits
12. Check starting contactor contacts
13. Check all wiring connections
14. Check thermostat
15. Check condensate drain
16. Visually inspect drain lines, NOT plumbing

\*\*\*Country Air does not warranty drain lines and is not responsible for water damage. Algae can reform quickly in drain lines and we recommend annual maintenance on all drain lines including your air conditioner drain lines by a licensed plumber.


### FOR COMFORT, RELIABILITY AND ECONOMY

#### CONSIDER THE FOLLOWING:

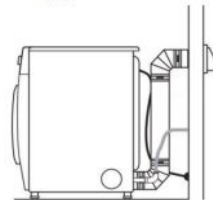
Keep the area around your outdoor unit free of weeds and other foliage as they will restrict airflow and cause inefficiency.



Minimize the number of times you re-adjust the thermostat. Each change will waste a little energy.

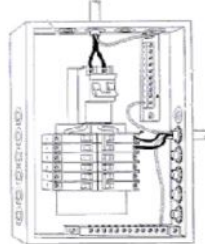


If your system doesn't seem to be working right, check your filter. It may be excessively dirty or blocked.



Make sure your dryer is vented to the outside. This will reduce the air conditioning load and excessive moisture.

If nothing is coming on, check the circuit breakers before calling for help needlessly.



Should a lightning storm occur with power flickering off and on, turn the system off until it stabilizes.



Make sure your furniture doesn't hinder the flow of air from registers or return grille.

COVERAGE IN RETURN FOR THE AMOUNT PAID AND SUBJECT TO THE TERMS AND CONDITIONS ON REVERSE SIDE. COUNTRY AIR WILL PERFORM PLANNED MAINTENANCE CHECKS TWICE A YEAR, TO BE SCHEDULED BY COUNTRY AIR AND POLICY HOLDER DURING NORMAL BUSINESS HOURS (8:00AM TO 4:00PM).

IF NEEDED, COUNTRY AIR WILL RECOMMEND REPLACEMENT PARTS, NOT COVERED UNDER MAINTENANCE AGREEMENT, NOR LABOR REQUIRED TO REPLACE SAID PARTS. UNUSED INSPECTIONS WILL BE LOST WITH EXPIRATION OF AGREEMENT. CUSTOMER LOYALTY PROGRAM VALUE IS BASED ON CONSECUTIVE ANNUAL MAINTENANCE CONTRACTS AND RENEWALS.

#### \*\*\* Important \*\*\*

This agreement is NOT IN EFFECT until payment is paid in full or with other pre-authorized arrangements.

